

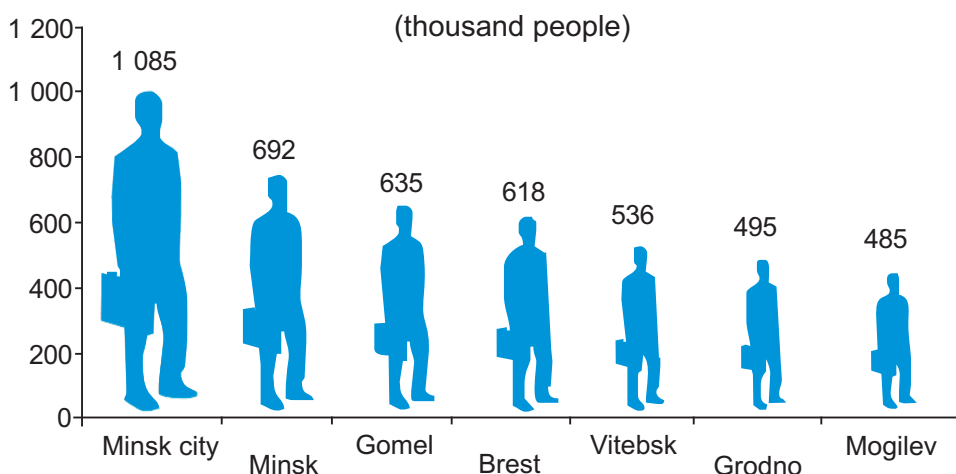
## GENERAL CHARACTERISTICS OF THE ECONOMY

*Economics is the art to meet unlimited needs with scarce resources.*

Laurence Peter  
(American educator, 1919—1990)

In 2013, the economy of Belarus employed 4 546 thousand people – 2 224 thousand men and 2 322 thousand women (49% and 51% of the total employment respectively).

### POPULATION EMPLOYED IN THE ECONOMY in 2013



Particularly, 1 944 thousand people, or 43% of the total employed, were engaged in the production sector, and 2 602 thousand people, or 57%, in the service sector.

### EMPLOYED POPULATION BY PRINCIPAL ECONOMIC ACTIVITY in 2013

(thousand people)



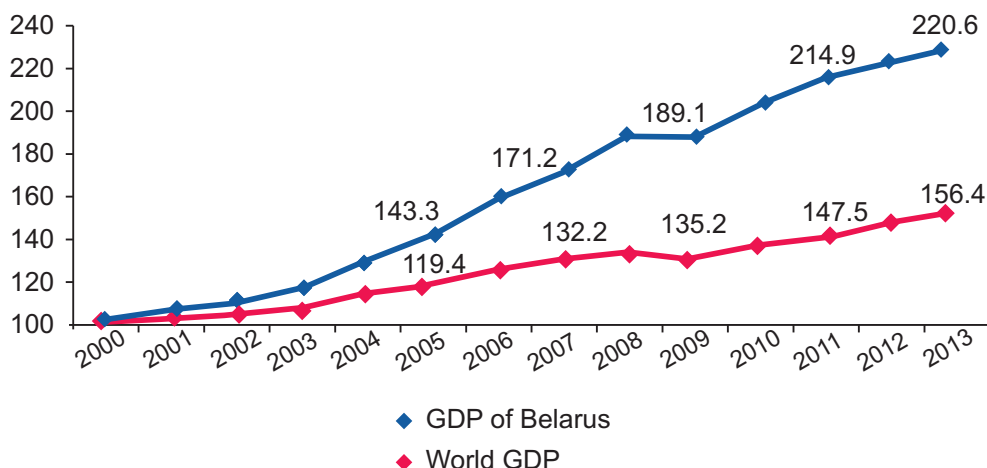
**Gross domestic product (GDP)** is an aggregate measure of the economic performance of a country which estimates the value of produced goods and services, net of associated production costs (e.g. materials and supplies, electricity and heat energy).

The volume of GDP produced in Belarus in 2013 totaled over 636 trillion rubles, where the production sector accounted for more than 286 trillion rubles (44.9%), and the services sector for over 285 trillion (44.8%).

In 2013 the per capita GDP of Belarus was 67.3 million rubles.

### GROSS DOMESTIC PRODUCT OF THE REPUBLIC OF BELARUS AND WORLD GROSS DOMESTIC PRODUCT

(percent of 2000)



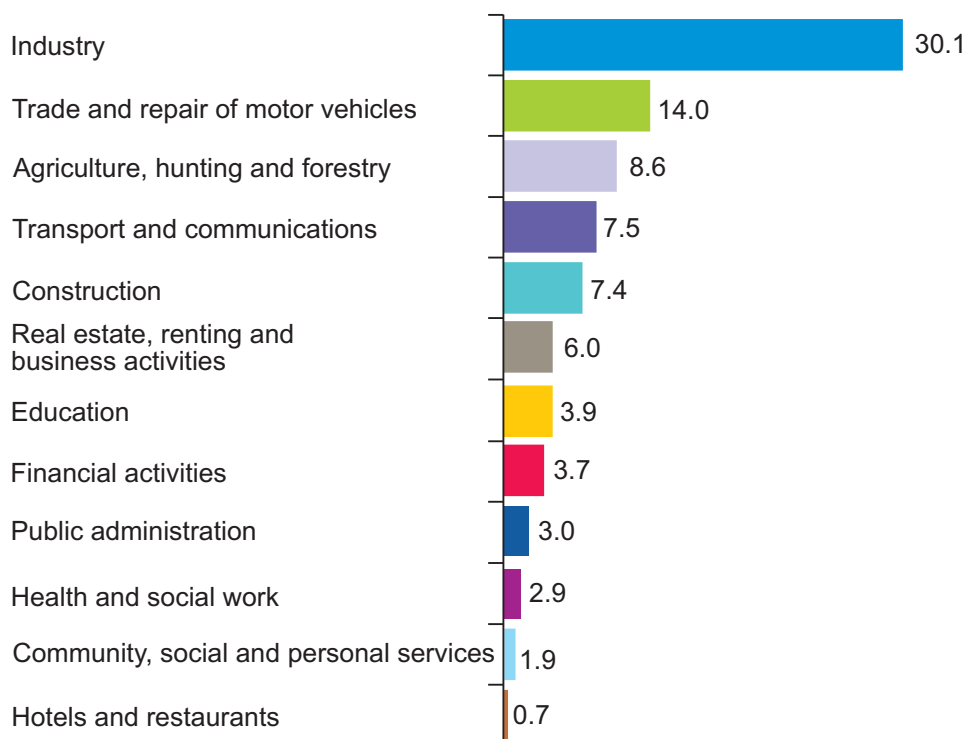
According to the World Bank estimates, in 2011 Belarus was ranked 62<sup>nd</sup> in the world for produced GDP valued in U.S. dollars among more than 190 countries.

The contribution of Belarus to the world GDP was 0.2 %.

### TOP 5 COUNTRIES CONTRIBUTING MOST TO THE WORLD GDP

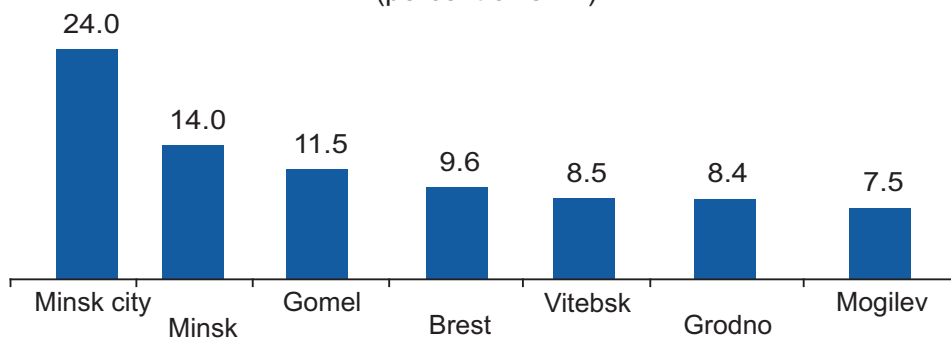
- |  |               |  |         |
|--|---------------|--|---------|
| 1.  | United States | 4.  | Germany |
| 2.  | China         | 5.  | France  |
| 3.  | Japan         |  |         |

## STRUCTURE OF GDP PRODUCTION BY ECONOMIC ACTIVITY (percent of total)



**Gross regional product (GRP)** is a regional analogue of the GDP indicator. It shows the role of a region and its contribution to the gross domestic product of the country.

## GROSS REGIONAL PRODUCT in 2013\* (percent of GDP)



\* The sum of GRPs of all regions of Belarus differs from the GDP for the part not distributable between the regions.